



HEAT PIPE SOLAR TUBE COLLECTOR

WT-B58 Series

With B 58x1800mm evacuated heat pipe vacuum tubes



EXCELLENT VALUE WITH SUPERIOR PERFORMANCE OUTPUT:

- Larger condenser-head transfers heat fast and more efficiently
- Maintenance free

QUICK & EASY INSTALLATION:

- All parts can be carried individually onto the roof for assembly
- Tubes simply plug into dry pockets within the manifold casing

WEATHER RESISTANT:

- Capable of resisting 35mm diameter hailstones, 80m/h (130 km/h) winds and snow load 1000 Pa

DURABLE, FLEXIBLE AND STYLISH:

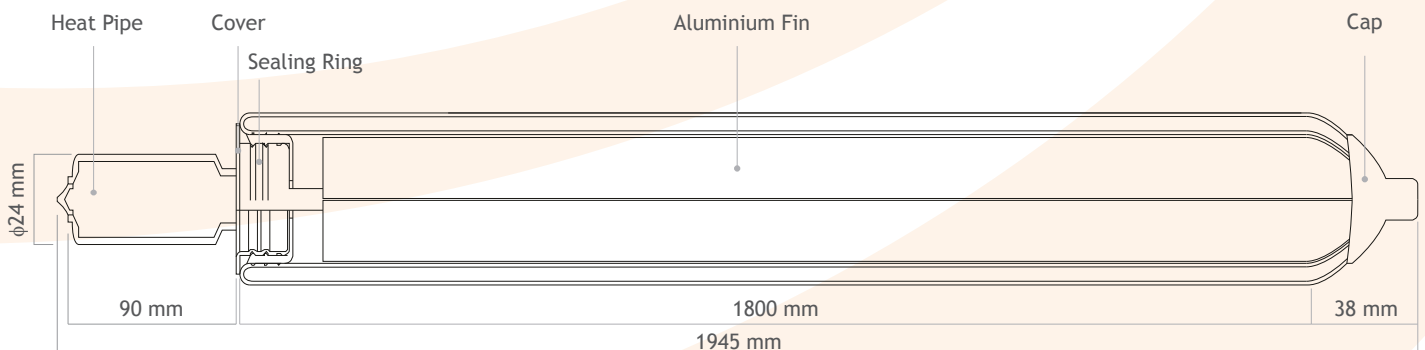
- 10 years warranty, plus long lifespan
- Works best in a south facing direction or can be adapted to work in an east / west facing direction
- Mounting options - Fixes directly onto a pitched roof
- Adjustable A-frames available for flat roofs or ground mounting

FULLY COMPLIANT WITH WORLDWIDE STANDARDS:

- Solar Keymark No: 011-7S1655 R
- SRCC OG-100
- Eligible for EU and USA Government grants



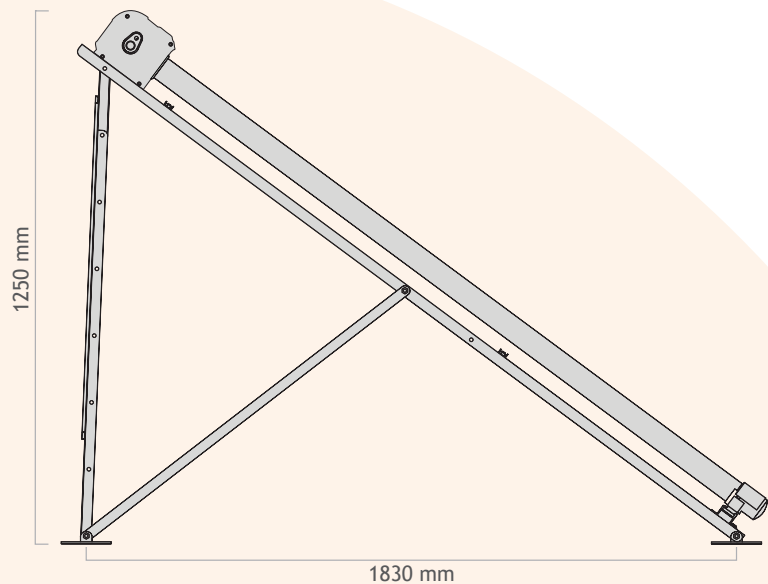
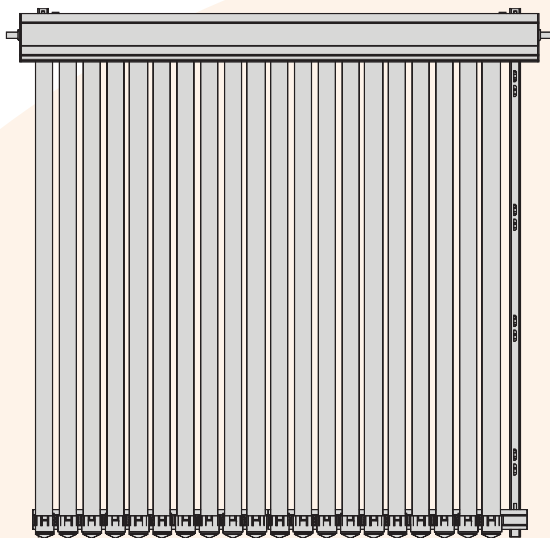
EVACUATED HEAT PIPE VACUUM TUBE: MODEL WT-B58



Size of Condenser	φ24 × 90 mm
Length of Glass Tube	1800 mm
Outer Tube Diametre	φ58 mm
Inner Tube Diametre	φ47 mm
Glass Thickness	2 × 1.6 mm
Glass Material	Borosilicate Glass 3.3

Absorptive Coating	ALN/AIN - SS/CU
Absorption Coefficient	>92%
Emission Coefficient	<8%
Vacuum	P<3.5 × 10 ⁻³ Pa
Net Weight	2.70 kg
Hot Water Output (17Mj/m ² .dayΔT=45°C)	10L

TECHNICAL DATA



	WT-B 58-10	WT-B 58-20	WT-B 58-30
Dimensions			
Width of collector	890 mm	1689 mm	2490 mm
Length of collector	2030 mm	2030 mm	2030 mm
Overall area	1.807 m ²	3.43 m ²	5.055 m ²
Aperture area	0.944 m ²	1.886 m ²	2.83 m ²
Absorber surface area	0.815 m ²	1.63 m ²	2.455 m ²
Height above roof surface	180 mm	180 mm	180 mm
Manifold capacity	1 L	2 L	3 L
Inlet and Outlet pipe dimensions	22 mm	22 mm	22 mm
Weight - empty	35 kg	72 kg	114 kg
Mounting			
Working angles	20° - 70°	20° - 70°	20° - 70°
Operation Data			
Absorber efficiency η_{oA}	0.771	0.771	0.771
Aperture efficiency η_{oA}	0.668	0.668	0.668
Heat loss coefficient a1 based on aperture area	1.894W/m ² K	1.894W/m ² K	1.894W/m ² K
Heat loss coefficient a2 based on aperture area	0.0039W/m ² K ²	0.0039W/m ² K ²	0.0039W/m ² K ²
Peak power performance of absorber area ($G = 1000W/m^2$)	771.39W/m ²	771.39W/m ²	771.39W/m ²
Annual energy collected ($G=1000w/m^2$)	631Kwh	1264Kwh	1890Kwh
Minimum working temperature	-35°C	-35°C	-35°C
Maximum operating pressure	8 bar	8 bar	8 bar
Stagnation temperature	239°C	239°C	239°C
Heat transfer fluid	Water/Glycol	Water/Glycol	Water/Glycol
Flow Rate			
Flow rate	90 L/hr	180 L/hr	270 L/hr
Minimum	90 L/hr	180 L/hr	270 L/hr
Maximum	180 L/hr	360 L/hr	540 L/hr
Material			
Manifold casing	Extruded anodised aluminium		
Insulation	Basalt fibre		
Frame	Aluminium		
Tube	1.6 mm borosilicate glass 3.3		
Header Pipe	Copper		

SC INIC SRL

Mobile: +40 743 156 330
 Email: office@ininstal.ro
 www.ininstal.ro

WesTech Solar Collectors are available from:

